


Volume Price Analysis: Unveiling the Correlation Between Trading Volume and Stock Price Movements Across Diverse Markets



The financial markets are a complex and dynamic ecosystem, where various factors interact to influence the price movements of stocks, commodities, and currencies. Volume price analysis is a powerful technical analysis technique that examines the relationship between trading volume and price changes to gain insights into the underlying market dynamics. By analyzing the volume associated with price movements, traders can identify potential trading opportunities, assess market sentiment, and make informed decisions.



Volume Price Analysis Across The Markets: A four book box set with hundreds of worked examples, revealing the power of this awesome methodology for stocks, indices, commodities and digital currencies by Anna Coulling

★★★★☆ 4.5 out of 5

Language : English
File size : 24621 KB
Text-to-Speech : Enabled
Screen Reader : Supported
Enhanced typesetting : Enabled
X-Ray : Enabled
Word Wise : Enabled
Print length : 1292 pages
Lending : Enabled



Understanding Volume in Financial Markets

Trading volume refers to the number of units (shares, contracts, etc.) traded in a particular financial instrument over a specific period. It represents the level of activity and participation in the market. High trading volume indicates a strong interest in the asset, while low volume suggests a lack of interest or liquidity.

The Correlation Between Volume and Price

Volume and price are often positively correlated, meaning that an increase in trading volume typically accompanies an increase in price. This can be attributed to the following factors:

- **Institutional Interest:** When large institutions or funds enter or exit a position, they typically do so in significant volume, which can drive the

price higher or lower.

- **Increased Liquidity:** High trading volume provides greater liquidity, making it easier for traders to buy or sell the asset without facing significant price fluctuations.
- **Market Sentiment:** Increased trading volume can reflect positive market sentiment, where buyers are eager to acquire the asset, pushing the price up.

Volume Price Analysis Techniques

There are various techniques used in volume price analysis, including:

On-Balance Volume (OBV)

OBV is a cumulative indicator that measures the volume of rising versus falling prices. It starts at zero and adds the volume of trading on up days (when the closing price is higher than the previous day's closing price) and subtracts the volume of trading on down days.

When OBV is rising, it indicates that buying pressure is dominant, and the trend is likely bullish. When OBV is falling, it suggests that selling pressure is strong, and the trend may be bearish.

Volume-Weighted Average Price (VWAP)

VWAP is a technical indicator that measures the average price of an asset, weighted by the volume of trades. It is calculated by multiplying each transaction price by its volume and then dividing the sum by the total volume.

VWAP can be used to identify areas of support and resistance, as well as to confirm price breakouts or reversals.

Relative Volume

Relative volume is a measure that compares the trading volume of an asset to its historical average volume. It is expressed as a percentage, where a value above 100% indicates above-average volume, and a value below 100% indicates below-average volume.

High relative volume can signal increased interest or volatility in the asset, while low relative volume can indicate a lack of interest or consolidation.

Volume Price Analysis Applications

Volume price analysis can provide valuable insights for traders and investors across various markets, including:

Stock Market

Volume analysis can help identify potential trading opportunities, confirm price trends, and assess market sentiment in the stock market.

Forex Market

In the foreign exchange market, volume analysis can be used to gauge the strength of currency trends, identify potential reversals, and manage risk.

Commodity Market

Volume analysis can assist traders in understanding supply and demand dynamics, identifying price inflections, and making informed trading decisions in the commodity market.

Cryptocurrency Market


With the growing popularity of cryptocurrencies, volume analysis plays a crucial role in identifying market sentiment, assessing volatility, and making informed trading decisions in the highly speculative cryptocurrency market.

Limitations of Volume Price Analysis

While volume price analysis is a powerful tool, it has limitations that should be considered:

- **Volume Data Manipulation:** It is important to be aware of potential manipulation of volume data, which can provide false signals.
- **Market Sentiment Changes:** Volume analysis relies on historical data, but market sentiment can change rapidly, leading to unexpected price movements.
- **Not a Standalone Technique:** Volume price analysis should be combined with other technical and fundamental analysis techniques to provide a more comprehensive understanding of market dynamics.


Volume price analysis is an essential technical analysis tool that provides traders and investors with valuable insights into the correlation between trading volume and price movements across diverse markets. By understanding the relationship between volume and price, traders can identify potential trading opportunities, assess market sentiment, and make informed trading decisions. It is important to note the limitations of volume price analysis and combine it with other analytical techniques for a more comprehensive market analysis.



Volume Price Analysis Across The Markets: A four book box set with hundreds of worked examples, revealing the power of this awesome methodology for stocks, indices, commodities and digital currencies by Anna Coulling

★★★★☆ 4.5 out of 5

Language	: English
File size	: 24621 KB
Text-to-Speech	: Enabled
Screen Reader	: Supported
Enhanced typesetting	: Enabled
X-Ray	: Enabled
Word Wise	: Enabled
Print length	: 1292 pages
Lending	: Enabled



The Race to Control Cyberspace: Bill Gates's Plan for a Digital Divide

Bill Gates has a vision for the future of the internet. In his book, The Road Ahead, he argues that the internet will become increasingly important...



My 40 Year Career On Screen And Behind The Camera

I've been working in the entertainment industry for over 40 years, and in that time I've had the opportunity to work on both sides of the camera.

I've...