


Trading With Market Profile: A Comprehensive Guide for Mastering Market Flow



Steidlmayer on Markets: Trading with Market Profile (Wiley Trading Book 360) by J. Peter Steidlmayer

★★★★☆ 4.1 out of 5

Language : English

File size : 4553 KB

Text-to-Speech: Enabled

Screen Reader: Supported

Word Wise : Enabled

Print length : 239 pages

Lending : Enabled



/>

: Unlocking the Secrets of Market Flow

In the ever-evolving world of trading, market participants are constantly seeking an edge to maximize their profitability. One powerful tool that has gained significant traction in recent years is Market Profile, a volume-based technical analysis technique developed by J. Peter Steidlmayer.

Market Profile provides traders with a unique lens through which to analyze market flow, capturing the underlying structure and dynamics of price action. This article will serve as a comprehensive guide to trading with Market Profile, providing both theoretical insights and practical applications.

The Origins and Evolution of Market Profile

The concept of Market Profile emerged in the late 1980s when J. Peter Steidlmayer, a floor trader at the Chicago Mercantile Exchange, began observing that the distribution of trading volume throughout the day followed distinct patterns.

Steidlmayer realized that these patterns could be used to identify areas of value and potential trading opportunities. By tracking the accumulation and distribution of volume at specific price levels, he developed a methodology known as Market Profile.

Core Concepts of Market Profile

- **Time:** Market Profile is based on the idea that markets operate in a cyclical manner, with price action repeating itself over time.
- **Volume:** Market Profile emphasizes the importance of volume as a key indicator of market sentiment. High volume indicates strong conviction, while low volume suggests uncertainty.
- **Value:** Market Profile defines value as the price level where the most volume has traded. Value areas are considered zones of potential support or resistance.
- **POC (Point of Control):** The POC is the price level with the highest volume traded during a specific time period. It is considered a significant pivot point that can influence future price action.
- **TPO (Time Price Opportunity):** TPOs are units of time that are color-coded based on volume distribution. They provide a visual representation of the market's footprint throughout the day.

Applying Market Profile in Trading

Market Profile can be applied to trading in various ways, providing traders with insights into market direction, support and resistance levels, and potential trading opportunities.

- **Identify Value Areas:** Value areas are key levels where the market has previously shown a strong presence. Traders can use value areas as potential targets or areas of support/resistance.
- **Trade the POC:** The POC is often a pivotal price level that can attract buying or selling interest. Traders can look to trade in the direction of the breakout from the POC.
- **Analyze TPO Profile:** The TPO profile provides a visual representation of the market's footprint. Traders can identify areas of accumulation (buying) or distribution (selling) based on the color-coded TPOs.
- **Determine Market Structure:** Market Profile can help traders identify the underlying structure of the market, whether it is in an uptrend, downtrend, or consolidation phase.

Benefits of Trading with Market Profile

- **Enhanced Market Understanding:** Market Profile provides a deeper understanding of market flow and dynamics, allowing traders to make more informed decisions.
- **Improved Execution:** By identifying value areas and potential trading opportunities, traders can improve their execution and minimize losses.
- **Reduced Risk:** Market Profile helps traders identify potential reversals and areas of congestion, enabling them to manage risk more

effectively.

- **Increased Confidence:** Trading with Market Profile provides traders with a solid foundation of technical analysis, boosting their confidence in the markets.

Application of Market Profile in Wiley Trading 360

Wiley Trading 360 is a comprehensive trading platform that offers a range of tools and resources for traders of all levels. It includes a powerful Market Profile module that allows traders to easily apply Market Profile techniques to their trading.

The Wiley Trading 360 Market Profile module provides traders with the following features:

- Real-time Market Profile charts
- Historical Market Profile data
- Customizable Market Profile settings
- Integration with other trading tools


By incorporating Market Profile into their trading with Wiley Trading 360, traders can gain a competitive edge by leveraging its advanced technical analysis capabilities.

: Mastering Market Flow with Market Profile

Market Profile is a powerful technical analysis tool that provides traders with a deep understanding of market flow and dynamics. By applying

Market Profile principles, traders can enhance their market analysis, improve their execution, reduce risk, and increase their overall profitability.

Through this comprehensive guide and the integration of Market Profile in Wiley Trading 360, traders are equipped with the knowledge and tools necessary to master market flow and achieve success in their trading endeavors.



Steidlmayer on Markets: Trading with Market Profile (Wiley Trading Book 360) by J. Peter Steidlmayer

★ ★ ★ ★ ☆ 4.1 out of 5

Language : English

File size : 4553 KB


Text-to-Speech: Enabled

Screen Reader: Supported

Word Wise : Enabled


Print length : 239 pages

Lending : Enabled



The Race to Control Cyberspace: Bill Gates's Plan for a Digital Divide

Bill Gates has a vision for the future of the internet. In his book, The Road Ahead, he argues that the internet will become increasingly important...



My 40 Year Career On Screen And Behind The Camera

I've been working in the entertainment industry for over 40 years, and in that time I've had the opportunity to work on both sides of the camera.

I've...