

The Unexpected Culinary Conundrum: A Mouse in the Microwave

In the realm of culinary mishaps, few incidents can evoke such a mix of shock, disgust, and morbid fascination as that of a mouse in the microwave. This unfortunate occurrence, while undoubtedly rare, has gained notoriety in the annals of kitchen misadventures due to its peculiar nature and the range of emotions it elicits. In this comprehensive article, we will delving into the depths of this gastronomic anomaly, exploring its potential causes, preventative measures, and the appropriate steps to take should you find yourself in this unexpected predicament.




The Mouse in the Microwave by John Kellmayer

★★★★☆ 4.6 out of 5

Language : English

File size : 695 KB



Text-to-Speech	: Enabled
Enhanced typesetting	: Enabled
Word Wise	: Enabled
Print length	: 256 pages
Lending	: Enabled
Screen Reader	: Supported



Potential Causes: How Does a Mouse End Up in the Microwave?

The presence of a mouse in a microwave is a perplexing enigma that can be attributed to a variety of factors. These include:

- **Open doors and windows:** Mice are adept at exploiting even the smallest openings to gain entry into homes. If your microwave is located near an open window or door, it may provide an irresistible invitation for these curious creatures.
- **Food residue:** Microwaves, like any other kitchen appliance, can accumulate food residue over time. If not cleaned regularly, these remnants can attract mice and other pests, offering them a tempting snack.
- **Warmth and shelter:** Microwaves provide a warm and sheltered environment, making them an ideal retreat for mice during cold or inclement weather.
- **Lack of predators:** In homes where cats or other mouse-hunting pets are absent, mice may feel emboldened to explore and nest in areas they would otherwise avoid.

Preventative Measures: Keeping Mice Out of Your Microwave

Preventing mice from entering your microwave and potentially causing a culinary disaster is paramount. Here are some effective measures to consider:

- **Keep your microwave clean:** Regularly wipe down the interior and exterior of your microwave to remove food residue and eliminate potential attractants for mice.
- **Keep doors and windows closed:** When not in use, keep the microwave door closed and ensure that any windows or doors in the vicinity are securely shut to prevent mice from entering.
- **Store food properly:** Avoid storing food in or near your microwave, as this can attract mice and provide them with a food source.
- **Use mouse traps:** If you suspect mice may be present, strategically place mouse traps around your microwave and other areas where mice are likely to frequent.
- **Consider a microwave cover:** When your microwave is not in use, cover it with a microwave cover to prevent mice from accessing the interior.

What to Do if You Find a Mouse in Your Microwave

Should you encounter the unsettling sight of a mouse in your microwave, it is essential to remain calm and take the following steps:

1. **Unplug the microwave:** Safety first! Immediately unplug the microwave from the power outlet to avoid any potential electrical hazards.


2. **Call for professional help:** Contact a pest control professional to remove the mouse and implement measures to prevent future infestations.
3. **Clean the microwave:** After the mouse has been removed, thoroughly clean the microwave, including the interior, exterior, and any removable parts, using a disinfectant cleaner.
4. **Dispose of contaminated food:** Discard any food that may have come into contact with the mouse or its droppings to avoid the risk of contamination.
5. **Inspect your kitchen:** Take this opportunity to inspect your kitchen for any other signs of mice, such as droppings, nesting materials, or gnaw marks, and take appropriate measures to address them.

: Lessons Learned from the Mouse in the Microwave

The tale of the mouse in the microwave serves as a cautionary reminder of the importance of maintaining a clean and pest-free home. By taking proactive measures to prevent mice from accessing your microwave and other areas of your kitchen, you can significantly reduce the likelihood of such an unpleasant encounter. Should you find yourself in this unfortunate situation, remember to prioritize safety, seek professional assistance, and thoroughly clean and disinfect the affected area to prevent any health risks. As we have explored, the mouse in the microwave, while an undeniably alarming incident, can also teach us valuable lessons about the importance of hygiene, pest control, and culinary vigilance.

And remember, if you ever find yourself faced with the unexpected culinary conundrum of a mouse in your microwave, approach the


situation with a healthy dose of caution, a dash of humor, and a firm commitment to maintaining a clean and mouse-free kitchen!



The Mouse in the Microwave by John Kellmayer

★★★★☆ 4.6 out of 5

Language	: English
File size	: 695 KB
Text-to-Speech	: Enabled
Enhanced typesetting	: Enabled
Word Wise	: Enabled
Print length	: 256 pages
Lending	: Enabled
Screen Reader	: Supported



The Race to Control Cyberspace: Bill Gates's Plan for a Digital Divide

Bill Gates has a vision for the future of the internet. In his book, The Road Ahead, he argues that the internet will become increasingly important...



My 40 Year Career On Screen And Behind The Camera

I've been working in the entertainment industry for over 40 years, and in that time I've had the opportunity to work on both sides of the camera.

I've...