


Pictures, Diagrams, and the Pursuit of Shared Meaning: A Comprehensive Exploration

The human mind is a complex and fascinating organ, capable of absorbing and processing information through a variety of channels. Visual representations, such as pictures and diagrams, play a significant role in our understanding of the world around us. They allow us to communicate complex ideas more effectively, transcend cultural and linguistic barriers, and make abstract concepts more tangible.

The Power of Pictures

Pictures have been used as a form of communication for thousands of years. From cave paintings to modern photography, images have the power to capture moments, convey emotions, and tell stories. They can provide a window into different cultures, historical events, and personal experiences.



Visualising Business Transformation: Pictures, Diagrams and the Pursuit of Shared Meaning

by Jonathan Whelan

★★★★★ 5 out of 5

Language : English

File size : 12877 KB

Print length : 234 pages

Screen Reader : Supported



One of the key advantages of pictures is their ability to convey information quickly and efficiently. A single image can often tell a story that would take many words to describe. This is particularly useful in situations where time is limited or when audiences are diverse and come from different backgrounds.

For example, a picture of a starving child in a war-torn country can evoke powerful emotions and raise awareness about a humanitarian crisis. A graph showing the trend of global temperatures over time can help us understand the urgency of climate change. In both cases, pictures can bypass language barriers and make important information accessible to a wider audience.

The Precision of Diagrams

While pictures excel at capturing the essence of a concept or event, diagrams provide a more precise and detailed representation. They are often used in technical fields, such as engineering, science, and mathematics, to explain complex systems or processes. Diagrams can also be helpful in representing abstract ideas, such as organizational structures or workflows.

One of the main benefits of diagrams is their ability to break down complex information into smaller, more manageable chunks. This can make it easier for readers to understand the relationships between different elements and see the overall structure of the system or concept being described.

For example, a flowchart can help visualize the steps involved in a manufacturing process. A pie chart can show the distribution of resources

within a budget. In both cases, diagrams provide a clear and concise way to present complex information and make it easier to draw s.

The Pursuit of Shared Meaning

Both pictures and diagrams play a crucial role in the pursuit of shared meaning. They allow us to communicate complex ideas more effectively, overcome cultural and linguistic barriers, and make abstract concepts more tangible. By using visual representations, we can bridge the gap between different perspectives and create a common understanding of the world around us.

However, it is important to note that the pursuit of shared meaning is not always straightforward. Different people may interpret pictures and diagrams differently based on their own experiences, cultural background, and cognitive biases.

To effectively communicate using visual representations, it is essential to consider the intended audience and the specific context in which the pictures or diagrams will be used. By carefully crafting our images and diagrams, we can increase the likelihood that they will be understood and interpreted as intended.


Pictures and diagrams are powerful tools for communication and understanding. They allow us to transcend language barriers, make complex concepts more accessible, and create a shared understanding of the world around us. By harnessing the power of visual representations, we can unlock new possibilities for knowledge sharing, collaboration, and human connection.

Alt Attribute for Images



Long Tail SEO Title

Pictures, Diagrams, and the Quest for Universal Understanding: A Comprehensive Guide to Visual Communication



Visualising Business Transformation: Pictures, Diagrams and the Pursuit of Shared Meaning

by Jonathan Whelan

★★★★★ 5 out of 5

Language : English


File size : 12877 KB

Print length : 234 pages

Screen Reader : Supported

FREE

DOWNLOAD E-BOOK



The Race to Control Cyberspace: Bill Gates's Plan for a Digital Divide

Bill Gates has a vision for the future of the internet. In his book, The Road Ahead, he argues that the internet will become increasingly important...



My 40 Year Career On Screen And Behind The Camera

I've been working in the entertainment industry for over 40 years, and in that time I've had the opportunity to work on both sides of the camera. I've...