


From Toddler to Maestro: A Comprehensive Guide to Nurturing Musical Talent in Young Children

Music has an unparalleled power to ignite creativity, foster imagination, and enhance overall development in young children. From humming along to catchy tunes as toddlers to taking their first tentative steps on a musical instrument, every child has the potential to discover and nurture their musical talents.

As parents and educators, it's our responsibility to provide our little ones with the opportunities and guidance they need to explore and develop their musical abilities. This comprehensive guide will walk you through every step of the journey, from fostering a love of music in your toddler to helping them reach their full potential as budding musicians.



From Toddler to Maestro: The Life and Times of Maestro Michael Neumann by Marie Otigba

★★★★★ 5 out of 5

Language : English

File size : 72360 KB

Print length : 130 pages

Lending : Enabled

Screen Reader : Supported



Step 1: Fostering a Musical Environment



The foundation of a child's musical education begins in the home. Exposing your toddler to a wide range of musical experiences is crucial. Sing to them, dance to the rhythm, and engage them in interactive musical games.

Tips for creating a musical home environment:

- Play age-appropriate music from different genres and cultures.
- Encourage your toddler to sing along, clap their hands, and move to the beat.
- Provide a variety of musical instruments, such as drums, xylophones, and shakers, for hands-on exploration.
- Attend musical events, concerts, and workshops together.

Step 2: Enrolling in Early Music Classes



Once your toddler has developed a solid foundation in the home environment, consider enrolling them in early music classes. These classes provide a structured and engaging setting for children to learn about music theory, rhythm, and performance.

Benefits of early music classes:

- Introduces children to a variety of musical concepts.
- Develops fine motor skills and coordination.
- Enhances social and communication skills.
- Provides a nurturing and supportive environment for musical growth.

Step 3: Choosing the Right Instrument



As your child grows and demonstrates a strong interest in music, it's time to consider introducing them to a specific instrument. The best choice for your child will depend on their age, developmental stage, and personal preferences.

Factors to consider when choosing an instrument:


- Physical size and abilities of your child.
- Musical interests and learning style of your child.
- Availability of music teachers and resources in your area.
- Long-term costs associated with the instrument, including lessons and maintenance.

Step 4: Consistent Practice

From Toddler to Maestro



The life and times of Michael Neumann



Just like any other skill, musical proficiency requires consistent practice. Encourage your child to set aside a dedicated practice time each day. The amount of practice time will vary depending on their age and skill level.

Tips for effective practice:

- Create a designated practice space.

- Set realistic practice goals.
- Provide positive reinforcement and encouragement.
- Avoid overwhelming your child with excessive practice sessions.

Step 5: Performance Opportunities



As your child progresses, it's important to provide them with opportunities to perform their music. This could be through recitals, concerts, or informal gatherings with family and friends.

Benefits of performance opportunities:

- Builds confidence and self-esteem.
- Provides a chance to showcase their musical abilities.
- Helps children develop stage presence and performance skills.
- Motivates them to strive for excellence.

Step 6: Encouraging a Love of Music




Throughout the entire musical journey, it's crucial to remember that the most important thing is to foster a love of music in your child. Avoid putting excessive pressure on them or making music a chore.

Tips for encouraging a love of music:

- Listen to music together and engage in musical conversations.
- Attend musical performances and expose them to different genres.
- Use music to create special memories and traditions.
- Be patient and supportive of their musical interests.

Nurturing musical talent in young children is a rewarding and enriching experience. By providing a supportive environment, fostering a love of music, and guiding them through the steps of musical education, we can help our little ones reach their full potential as musicians and music lovers.

Remember, the journey from toddler to maestro is a marathon, not a sprint. Encourage your child, celebrate their progress, and enjoy the musical journey together.



From Toddler to Maestro: The Life and Times of Maestro Michael Neumann by Marie Otigba

★★★★★ 5 out of 5

Language : English


File size : 72360 KB

Print length : 130 pages

Lending : Enabled


Screen Reader : Supported





The Race to Control Cyberspace: Bill Gates's Plan for a Digital Divide

Bill Gates has a vision for the future of the internet. In his book, *The Road Ahead*, he argues that the internet will become increasingly important...



My 40 Year Career On Screen And Behind The Camera

I've been working in the entertainment industry for over 40 years, and in that time I've had the opportunity to work on both sides of the camera. I've...