

Exhibit Labels: An Interpretive Approach to Engage Visitors with Museum Collections

Museum exhibits are treasure troves of knowledge and inspiration, offering visitors a glimpse into the past, present, and future. However, the true value of these collections often lies beyond the physical artifacts themselves. It is through the interpretation of these objects that visitors can gain a deeper understanding of the stories they hold and the significance they carry.

Exhibit labels serve as the primary means of conveying this interpretation. These concise yet informative texts provide visitors with essential information about the artifacts, their historical context, and their cultural significance. By adopting an interpretive approach to exhibit label writing, museums can transform these labels from mere descriptions into engaging narratives that captivate visitors and foster a deeper connection with the collections.




Exhibit Labels: An Interpretive Approach by Beverly Serrell

★★★★☆ 4.5 out of 5

Language : English
File size : 42705 KB
Text-to-Speech : Enabled
Screen Reader : Supported
Enhanced typesetting : Enabled
Word Wise : Enabled
Print length : 377 pages

FREE

DOWNLOAD E-BOOK



The Principles of Interpretive Exhibit Labels

Interpretive exhibit labels are grounded in several key principles that guide their content and design. These principles aim to:

- **Provide context:** Labels should establish the historical, cultural, or scientific background of the artifacts, helping visitors understand the significance of the objects within their broader context.
- **Tell stories:** Labels should weave together a narrative that brings the artifacts to life, allowing visitors to connect with the human experiences, events, and ideas behind them.
- **Evoke emotions:** Labels should use evocative language and imagery to engage visitors' senses and emotions, fostering a deeper appreciation for the artifacts and their stories.
- **Inspire curiosity:** Labels should spark visitors' curiosity, encouraging them to explore further and learn more about the artifacts and related topics.

By adhering to these principles, exhibit labels can transcend their role as mere identifiers and become powerful tools for education, engagement, and inspiration.

Crafting Interpretive Exhibit Labels

Creating effective interpretive exhibit labels involves careful consideration of both content and design.

Content Development

The content of interpretive exhibit labels should be:

- **Accurate:** Ensure that all information provided in the labels is factually correct and based on reliable sources.
- **Concise:** Labels should be brief and to the point, providing only essential information in a clear and accessible format.
- **Engaging:** Use vivid language, anecdotes, and personal stories to make the labels more interesting and relatable to visitors.
- **Inclusive:** Labels should be written in a way that is accessible to people of all backgrounds and abilities, including those with disabilities or limited literacy.

Design Considerations

The design of interpretive exhibit labels is equally important for enhancing visitor engagement. Labels should be:

- **Visually appealing:** Use high-quality images, graphics, and typography to make the labels visually appealing and easy to read.
- **Well-placed:** Position labels strategically to ensure they are easily visible and accessible to visitors without obstructing their view of the artifacts.
- **Appropriate size:** Labels should be large enough to be easily read from a comfortable distance, but not so large as to overwhelm the artifacts.

By combining carefully crafted content with thoughtful design, museums can create interpretive exhibit labels that captivate visitors, enhance their

understanding, and foster a lasting appreciation for the museum's collections.

Benefits of Interpretive Exhibit Labels

An interpretive approach to exhibit label writing offers numerous benefits for museums and visitors alike:

- **Increased visitor engagement:** Interpretive labels make exhibits more engaging and relevant to visitors, leading to longer dwell times and a more enjoyable museum experience.
- **Enhanced understanding:** Labels provide visitors with a deeper understanding of the artifacts and their significance, fostering a greater appreciation for the collection.
- **Foster connections:** By telling stories and evoking emotions, interpretive labels help visitors connect with the human experiences and ideas behind the artifacts, creating a more personal and meaningful experience.
- **Inspire curiosity:** Labels that spark curiosity encourage visitors to explore further, leading to increased learning and a lifelong interest in the subject matter.

Exhibit labels are an essential component of any museum exhibit, providing visitors with the information they need to understand and appreciate the collections. By adopting an interpretive approach to exhibit label writing, museums can transform these labels into powerful tools for engagement, education, and inspiration. By providing context, telling stories, evoking emotions, and inspiring curiosity, interpretive exhibit labels empower

visitors to make meaningful connections with the museum's collections and foster a lifelong love of learning.

As museums continue to evolve and adapt to the needs of the 21st century visitor, interpretive exhibit labels will become increasingly important in ensuring that museum collections remain relevant, engaging, and accessible to all.





Exhibit Labels: An Interpretive Approach by Beverly Serrell


★★★★☆ 4.5 out of 5

- Language : English
- File size : 42705 KB
- Text-to-Speech : Enabled
- Screen Reader : Supported
- Enhanced typesetting : Enabled
- Word Wise : Enabled
- Print length : 377 pages



The Race to Control Cyberspace: Bill Gates's Plan for a Digital Divide

Bill Gates has a vision for the future of the internet. In his book, *The Road Ahead*, he argues that the internet will become increasingly important...



My 40 Year Career On Screen And Behind The Camera

I've been working in the entertainment industry for over 40 years, and in that time I've had the opportunity to work on both sides of the camera.

I've...