


700 Questions All Inclusive Driver Ed Handbook To Quickly Achieve Your Driver's License

Congratulations on taking the first step towards becoming a safe and responsible driver! This comprehensive Driver Ed Handbook will provide you with the knowledge and skills you need to pass your driver's license exam and become a confident driver on the road.

This handbook is divided into several sections, each covering a different aspect of driving. Each section includes a series of questions and answers to help you learn the material. The questions are designed to be challenging, but they are all based on the information that is covered in the handbook.

In addition to the questions and answers, this handbook also includes a number of helpful resources, such as:



New York Driver's Practice Tests: 700+ Questions, All-Inclusive Driver's Ed Handbook to Quickly achieve your Driver's License or Learner's Permit (Cheat Sheets + Digital Flashcards + Mobile App) by Stanley Vast

★★★★★ 5 out of 5

Language : English
File size : 5875 KB
Text-to-Speech : Enabled
Screen Reader : Supported
Enhanced typesetting : Enabled
Word Wise : Enabled
Print length : 176 pages
Lending : Enabled



- A glossary of driving terms
- A list of traffic signs and signals
- A section on defensive driving techniques
- A sample driver's license test

We encourage you to use this handbook as a study guide for your driver's license exam. The more you practice, the better prepared you will be for the test.

This section covers the basics of vehicle control, including how to start and stop a car, how to steer, and how to use the brakes.

Questions:

1. What is the proper way to start a car?
2. How do you shift gears?
3. What is the correct way to steer a car?
4. How do you use the brakes safely?
5. What is the difference between ABS and non-ABS brakes?

Answers:

1. To start a car, first make sure that the car is in park. Then, insert the key into the ignition and turn it to the "on" position. Next, press the

brake pedal down with your right foot and hold it down. Finally, turn the key to the "start" position and release the brake pedal once the engine has started.

2. To shift gears, first make sure that the car is in neutral. Then, move the gear shift lever to the desired gear.
3. To steer a car, hold the steering wheel with both hands and turn it in the direction you want to go.
4. To use the brakes safely, apply pressure to the brake pedal with your right foot. The harder you press the pedal, the more the car will slow down.
5. ABS brakes are designed to prevent the wheels from locking up during braking. This helps to maintain control of the car and reduces the risk of a skid.

This section covers the rules of the road, including speed limits, traffic signs, and signals, and right-of-way.

Questions:

1. What is the speed limit in a residential area?
2. What does a yellow traffic light mean?
3. What is the meaning of a yield sign?
4. Who has the right-of-way at a four-way stop?
5. What is the proper way to make a left turn at a traffic light?

Answers:

1. The speed limit in a residential area is typically 25 miles per hour.
2. A yellow traffic light means that you should slow down and prepare to stop.
3. A yield sign means that you must slow down and yield to any oncoming traffic before proceeding.
4. At a four-way stop, the first car to arrive at the intersection has the right-of-way.
5. To make a left turn at a traffic light, first make sure that there is no oncoming traffic. Then, signal your intention to turn and wait for the light to turn green. Once the light is green, make your turn.

This section covers the importance of vehicle safety, including how to maintain your car, how to avoid accidents, and what to do in the event of an accident.

Questions:

1. What are the most important things to check on your car before driving?
2. What are the most common causes of car accidents?
3. What is the best way to avoid a car accident?
4. What should you do if you are involved in a car accident?
5. What is the importance of wearing a seatbelt?

Answers:

1. The most important things to check on your car before driving are the tires, the brakes, and the fluid levels.
2. The most common causes of car accidents are speeding, distracted driving, and driving under the influence of alcohol or drugs.
3. The best way to avoid a car accident is to drive defensively. This means being aware of your surroundings, obeying the speed limit, and avoiding distractions.
4. If you are involved in a car accident, the first thing you should do is check yourself for injuries. If you are injured, call 911. If you are not injured, check to see if there are any other injured people and call 911 for them.
5. Wearing a seatbelt can save your life in a car accident. Seatbelts keep you from being ejected from the car in a crash and can also prevent serious injuries.


This section covers defensive driving techniques, which can help you avoid accidents and stay safe on the road.

Questions:

1. What is defensive driving?
2. What are the most important defensive driving techniques?
3. How can you avoid road rage?
4. What should you do if you are driving in bad weather?
5. What is the best way to deal with aggressive drivers?

Answers:

1. Defensive driving is a set of driving techniques that can help you avoid accidents and stay safe on the road.
2. The most important defensive driving techniques are: * Being aware of your surroundings * Obeying the speed limit * Avoiding distractions * Driving defensively * Wearing a seatbelt
3. To avoid road rage, stay calm and do not react to other drivers' aggressive behavior. If you are in a situation where you feel threatened, call 911.
4. If you are driving in bad weather, slow down and be extra cautious. Use your headlights and turn signals, and be aware of slippery roads.
5. The best way to deal with aggressive drivers is to stay calm and do not react to their aggressive behavior. If possible, avoid driving near



New York Driver's Practice Tests: 700+ Questions, All-Inclusive Driver's Ed Handbook to Quickly achieve your Driver's License or Learner's Permit (Cheat Sheets + Digital Flashcards + Mobile App) by Stanley Vast


★★★★★ 5 out of 5

Language	: English
File size	: 5875 KB
Text-to-Speech	: Enabled
Screen Reader	: Supported
Enhanced typesetting	: Enabled
Word Wise	: Enabled
Print length	: 176 pages
Lending	: Enabled

FREE


DOWNLOAD E-BOOK





The Race to Control Cyberspace: Bill Gates's Plan for a Digital Divide

Bill Gates has a vision for the future of the internet. In his book, The Road Ahead, he argues that the internet will become increasingly important...



My 40 Year Career On Screen And Behind The Camera

I've been working in the entertainment industry for over 40 years, and in that time I've had the opportunity to work on both sides of the camera. I've...