

50 Hand Puppet Techniques: Hidden Secrets and Tricks Revealed

Hand puppets are a great way to add entertainment and engagement to any performance. They can be used to tell stories, teach lessons, or simply make people laugh. However, there is more to hand puppetry than just sticking your hand in a sock and moving it around. There are a variety of techniques that you can use to bring your hand puppets to life and make them truly captivating.

In this article, we will reveal 50 hand puppet techniques that will take your performances to the next level. These techniques are divided into five categories: basic techniques, advanced techniques, character development techniques, performance techniques, and miscellaneous techniques.



50 Hand Puppet Techniques: Hidden Secrets and Tricks

Revealed by Ángel Serrano Laguna

★★★★☆ 4.7 out of 5

Language : English

File size : 164742 KB

Text-to-Speech : Enabled

Screen Reader : Supported

Enhanced typesetting : Enabled

Print length : 95 pages

Lending : Enabled

FREE

DOWNLOAD E-BOOK



Basic Techniques

- **How to Hold a Hand Puppet:** The first step to mastering hand puppetry is learning how to hold the puppet correctly. There are two main ways to hold a hand puppet: the thumb-in method and the fist-in method. The thumb-in method is the most common method and is used for most hand puppets. To hold a puppet using the thumb-in method, simply insert your thumb into the puppet's head and your fingers into the puppet's arms. The fist-in method is used for larger puppets or puppets with heavy heads. To hold a puppet using the fist-in method, simply insert your fist into the puppet's head and use your fingers to control the puppet's arms.
- **How to Move a Hand Puppet:** Once you know how to hold a hand puppet, you need to learn how to move it. There are a variety of ways to move a hand puppet, but the most basic movements are left-to-right, up-and-down, and forward-and-back. To move a puppet left-to-right, simply move your hand left-to-right. To move a puppet up-and-down, simply move your hand up-and-down. To move a puppet forward-and-back, simply move your hand forward-and-back.
- **How to Talk with a Hand Puppet:** One of the most important things you can do to bring your hand puppet to life is to give it a voice. To talk with a hand puppet, simply move your mouth and speak in the puppet's voice. You can use a variety of different voices for your puppets, so experiment until you find one that you like.

Advanced Techniques

- **How to Create a Hand Puppet Character:** The first step to creating a hand puppet character is to come up with a backstory. What is your puppet's name? Where does it live? What does it do? Once you have

a backstory, you can start to develop your puppet's personality. What are its likes and dislikes? What are its strengths and weaknesses?

- **How to Animate a Hand Puppet:** Once you have a character, you need to animate it. This involves bringing the puppet to life through movement and gesture. There are a variety of different ways to animate a hand puppet, so experiment until you find a style that you like.
- **How to Interact with a Hand Puppet:** One of the most important things you can do when performing with a hand puppet is to interact with it. This means talking to it, listening to it, and responding to its actions. The more you interact with your puppet, the more believable it will seem.

Character Development Techniques

- **How to Create a Hand Puppet Costume:** One of the most important things you can do to develop your hand puppet character is to create a costume for it. The costume should be appropriate for the character's backstory and personality. You can make a costume out of a variety of different materials, such as fabric, felt, or paper.
- **How to Make a Hand Puppet Prop:** In addition to a costume, you can also create props for your hand puppet. Props can help to add depth and realism to your puppet's character. You can make props out of a variety of different materials, such as wood, plastic, or metal.
- **How to Write a Hand Puppet Script:** If you want to perform a puppet show, you will need to write a script. The script should be tailored to your specific puppet characters and props. You can write a script for a

variety of different purposes, such as entertainment, education, or therapy.

Performance Techniques

- **How to Set Up a Hand Puppet Stage:** Before you can perform with your hand puppets, you need to set up a stage. The stage can be as simple or as elaborate as you like. You can use a variety of different materials to create a stage, such as fabric, wood, or cardboard.
- **How to Light a Hand Puppet Stage:** Lighting is an important part of any performance. It can help to create atmosphere and mood. You can use a variety of different light sources to light your puppet stage, such as natural light, artificial light, or colored lights.
- **How to Perform with Hand Puppets:** Once you have set up your stage and lighting, you are ready to perform with your hand puppets. There are a variety of different ways to perform with hand puppets, so experiment until you find a style that you like. You can perform with hand puppets for a variety of different audiences, such as children, adults, or families.


Miscellaneous Techniques

- **How to Care for Hand Puppets:** Hand puppets can be expensive, so it is important to care for them properly. Here are a few tips on how to care for your hand puppets:
 1. Store your hand puppets in a cool, dry place.
 2. Wash your hand puppets regularly.
 3. Repair any damage to your hand puppets as soon as possible.

- **How to Find Hand Puppet Resources:** There are a variety of different resources available to help you learn more about hand puppetry. Here are a few places where you can find hand puppet resources:
 - The internet
 - Libraries
 - Puppet theaters
 - Puppetry organizations

- **How to Become a Hand Puppeteer:** If you are interested in becoming a hand puppeteer, there are a few things you can do to get started.
 1. Take a hand puppetry class.
 2. Attend a puppetry festival.
 3. Join a puppetry organization.
 4. Practice, practice, practice!

Hand puppetry is a fun and rewarding art form that can be enjoyed by people of all ages. With a little practice, you can learn to use your hand puppets to create memorable characters and tell engaging stories.



50 Hand Puppet Techniques: Hidden Secrets and Tricks

Revealed by Ángel Serrano Laguna

★★★★☆ 4.7 out of 5

Language : English

File size : 164742 KB

Text-to-Speech : Enabled


Screen Reader : Supported

Enhanced typesetting : Enabled

Print length : 95 pages


Lending : Enabled





The Race to Control Cyberspace: Bill Gates's Plan for a Digital Divide

Bill Gates has a vision for the future of the internet. In his book, *The Road Ahead*, he argues that the internet will become increasingly important...



My 40 Year Career On Screen And Behind The Camera

I've been working in the entertainment industry for over 40 years, and in that time I've had the opportunity to work on both sides of the camera. I've...