
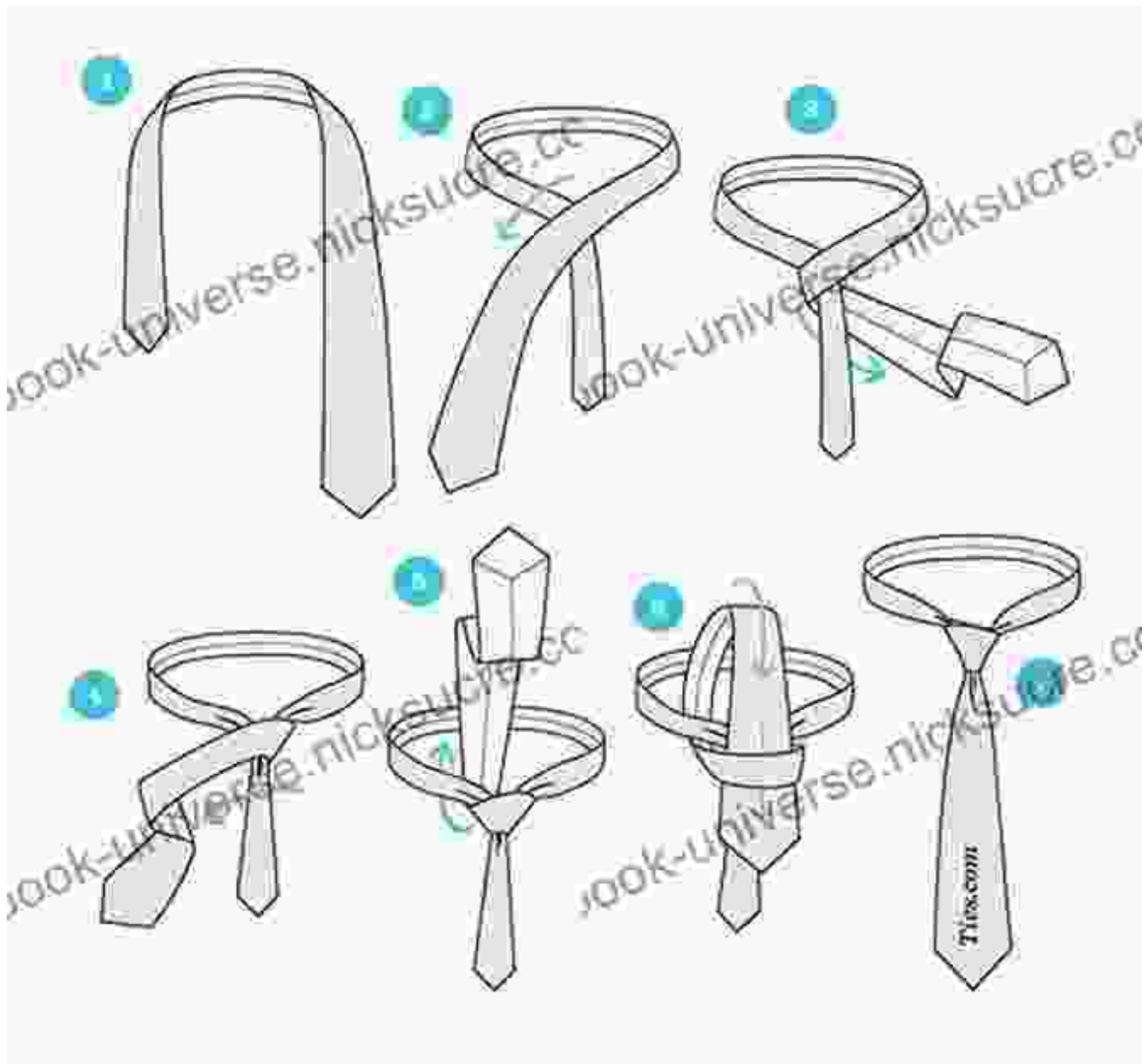


# 20 Step-by-Step Demonstrations to Master Everyday Tasks

## 1. How to Tie a Tie

1. Start with the tie around your neck, the wide end on your right and the narrow end on your left.
2. Cross the wide end over the narrow end and bring it up behind the narrow end.
3. Bring the wide end back down in front of the narrow end and through the loop you created in step 2.
4. Bring the wide end up and through the loop you created in step 3.
5. Tighten the knot by pulling on both ends of the tie.



## How to Draw Lifelike Portraits from Photographs: 20 step-by-step demonstrations by Lee Hammond

★★★★☆ 4.7 out of 5

Language : English  
File size : 10069 KB  
Text-to-Speech : Enabled  
Screen Reader : Supported  
Enhanced typesetting : Enabled  
Print length : 160 pages

FREE

DOWNLOAD E-BOOK



## 2. How to Fold a Shirt

1. Lay the shirt flat on a surface.
2. Fold the right sleeve over the left sleeve.
3. Fold the bottom of the shirt up to the collar.
4. Fold the shirt in half lengthwise.
5. Fold the shirt in half again.

# 4 WAYS TO FOLD A T-SHIRT

PRESENTED BY REAL MEN REAL STYLE

1 of 4

## The Basic Fold



RMRS  
Real Men Real Style

### 3. How to Change a Tire

1. Park the car on a flat surface and engage the parking brake.
2. Loosen the lug nuts on the flat tire.
3. Raise the car using a jack.
4. Remove the flat tire.

5. Mount the new tire.
6. Tighten the lug nuts.
7. Lower the car.



## 4. How to Jumpstart a Car

1. Park a good car next to the disabled car.

2. Connect the positive terminals of the two batteries with a jumper cable.
3. Connect the negative terminals of the two batteries with a jumper cable.
4. Start the good car.
5. Try to start the disabled car.



## 5. How to Cook an Egg

1. Crack an egg into a bowl.
2. Add salt and pepper to taste.
3. Heat a pan over medium heat.
4. Add butter or oil to the pan.
5. Pour the egg into the pan.

6. Cook the egg for 2-3 minutes per side, or until cooked to your desired doneness.

HOW TO MAKE  
**A FREID EGG**  
RECIPED BY VERU - LA CUOCHINA SOPRAPPINA

**1**  
  
Heat the oil in a frying pan or a cast iron.

**2**  
  
Gently break the egg in half and cook it for about 3 minutes.

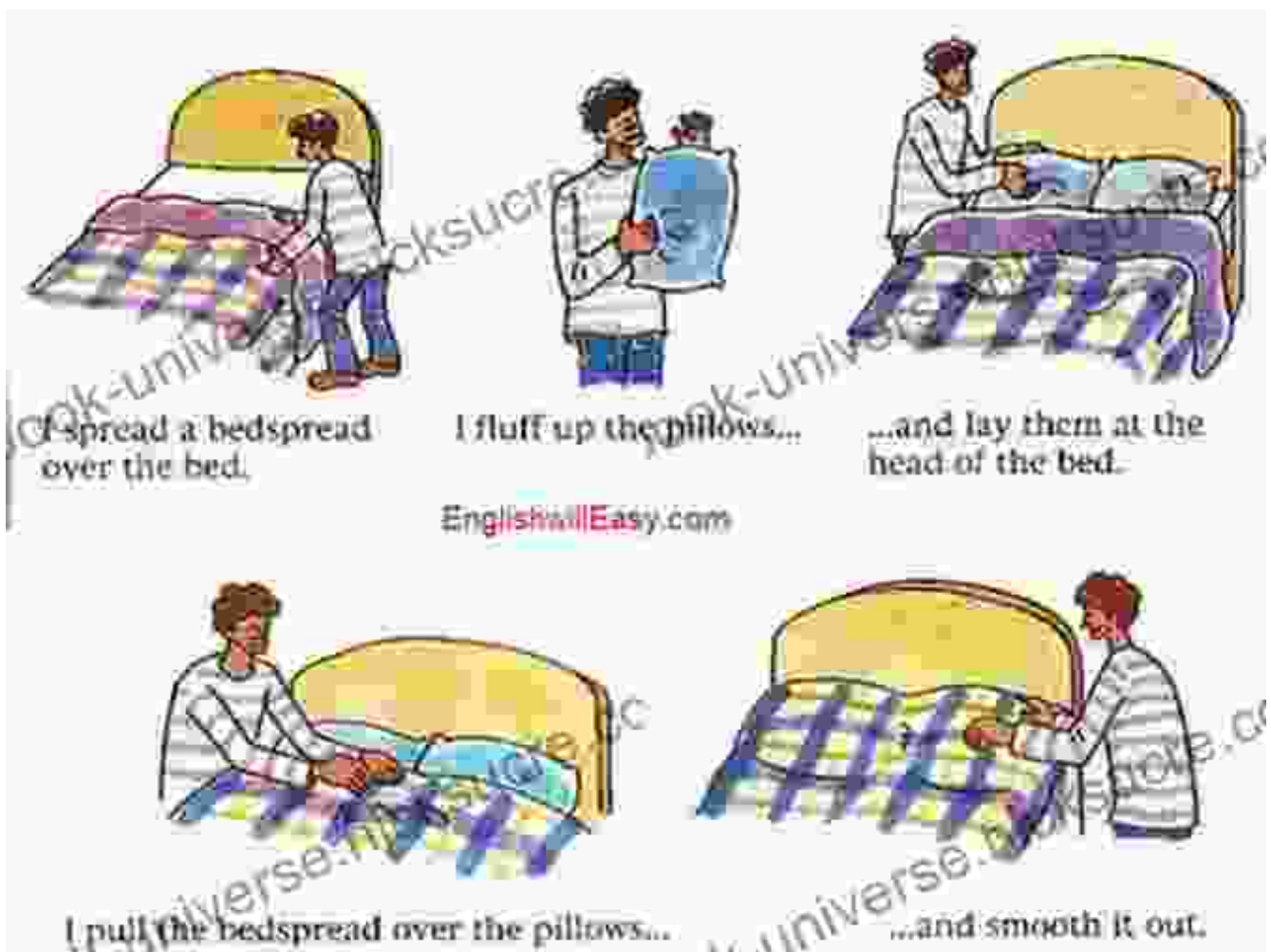
**3**  
  
Sprinkle the egg with the cooking oil and with a spatula lift it out of the pan and lay on a plate.

**4**  
  
Sprinkle with some Parmesan cheese shavings and serve immediately.

## 6. How to Make a Bed

1. Put on the fitted sheet.
2. Put on the flat sheet.

3. Put on the comforter or blanket.
4. Fold the top of the comforter or blanket over the top of the bed.
5. Fold the sides of the comforter or blanket under the mattress.
6. Fluff the pillows.



## 7. How to Clean a Bathroom

1. Spray the toilet, sink, and bathtub with bathroom cleaner.
2. Let the cleaner sit for a few minutes.
3. Scrub the toilet, sink, and bathtub with a brush.



4. Rinse the toilet, sink, and bathtub with water.
5. Wipe down the mirror and countertop with a clean cloth.



## 8. How to Clean a Kitchen

1. Clear the countertops.
2. Wipe down the countertops with a clean cloth.

3. Wash the dishes.
4. Clean the oven.
5. Clean the refrigerator.
6. Sweep and mop the floor.



## 9. How to Do Laundry

1. Sort the laundry by color and fabric type.
2. Load the washing machine with laundry.
3. Add detergent to the washing machine.

4. Start the washing machine.
5. Transfer the laundry to the dryer.
6. Add dryer sheets to the dryer.
7. Start the dryer.

# HOW TO DO THE LAUNDRY

**1. GATHER** ALL the dirty laundry (not just yours) into a laundry basket and carry to the laundry room.

**2. CHECK** the dryer. Does it have clothes in it?

- TAKE THEM OUT
- FOLD THEM
- PUT THEM IN THE RIGHT PLACE.

DO A HAPPY DANCE!

**3. PUT** any wet clothes from the washer into the dryer:

- WHITES - high heat
- DARKS - low heat
- COLORS - low heat

**4. SORT** your dirty clothes:


- + WHITES
- + DARKS
- + COLORS

[HANG sweaters and delicate items up to dry!]

**5. START** the washer by adding SOAP and clothes, press start:

- WHITES - hot/warm water
- DARKS - cold water
- COLORS - cold water


## 10. How to Iron a Shirt



## How to Draw Lifelike Portraits from Photographs: 20 step-by-step demonstrations by Lee Hammond


★★★★☆ 4.7 out of 5

Language : English  
File size : 10069 KB  
Text-to-Speech : Enabled  
Screen Reader : Supported  
Enhanced typesetting : Enabled  
Print length : 160 pages



## The Race to Control Cyberspace: Bill Gates's Plan for a Digital Divide

Bill Gates has a vision for the future of the internet. In his book, The Road Ahead, he argues that the internet will become increasingly important...



## My 40 Year Career On Screen And Behind The Camera

I've been working in the entertainment industry for over 40 years, and in that time I've had the opportunity to work on both sides of the camera. I've...